



Standox Matt Clear System

Match virtually any matt colour with Standocryl 2K System Clear Super Matt K9150 & Standocryl 2K System Clear Satin Gloss K9140. Featuring the widest range of gloss levels in the industry, it enables you to achieve very good reproducibility and right-first-time results.



- Suitable for the repair of modern ultra-matt OEM finishes
- Wide range of gloss levels from 5 to 65 Gloss Units at 60°
- Easy application in daily work routine
- Very good drying characteristics: 30 min at 60 °C
- Excellent homogeneous appearance
- Consistent, reproducible clearcoat results

Matt finishing - now with added inspiration!

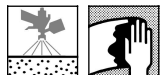


Standex Matt Clear System

Product preparation - application STANDARD



It is strongly recommended to use appropriate personal protection equipment during application to avoid respiratory, skin and eye irritation.



Standoblue Basecoat: Surfaces must be dried / flashed-off in accordance with TDS before application. Old or original paintwork well sanded and cleaned.



Matt System Clear	Hardener	Thinner
Weight	Weight	Weight
100*	26.6	9.1
K9150/K9140*	VOC 20-25	VOC T 30-40
	VOC 30-40**	

*For the required gloss level and mixing ratio, please refer to the Matrix table.

**Recommended for large repairs at high temperature >30°C.

Stir the mixture of K9150 and K9140 thoroughly before adding hardener and thinner.



Potlife at 20°C: 1 hr 15 min - 1 hr 30 min



	Spray nozzle	Spray pressure	
Compliant	1.3 - 1.4	1.8 - 2 bar	inlet pressure
see manufacturer's instructions			



2 coats intermediate and final flash-off: 15 min at 20°C



	VOC 20-25 / VOC 30-40
60 - 65 °C	25 min - 35 min

VOC compliant

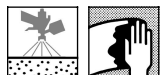
2004/42/IB/(e)(840) 530: The EU limit value for this product (product category: (e)) in ready to use form is maximum 840 g/l of VOC. The VOC content of this product in ready to use form is maximum 530 g/l.

Standex Matt Clear System

Product preparation - application LOW SIDE GLOSS



It is strongly recommended to use appropriate personal protection equipment during application to avoid respiratory, skin and eye irritation.



Standoblue Basecoat: Surfaces must be dried / flashed-off in accordance with TDS before application. Old or original paintwork well sanded and cleaned.



Special Matt/Matt System Clear	Hardener	Thinner
Weight	Weight	Weight
100*	26.6	9.1
5630/K9140*	VOC 20-25	VOC T 30-40
	VOC 30-40**	

*For the required gloss level and mixing ratio, please refer to the Matrix table.

**Recommended for large repairs at high temperature >30°C.

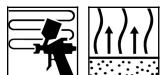
Stir the mixture of 5630 and K9140 thoroughly before adding hardener and thinner.

Potlife at 20°C: 1 hr 15 min - 1 hr 30 min



	Spray nozzle	Spray pressure	
Compliant	1.3 - 1.4	1.8 - 2 bar	inlet pressure
see manufacturer's instructions			

2 coats intermediate and final flash-off: 15 min at 20°C



	VOC 20-25 / VOC 30-40
60 - 65 °C	25 min - 35 min

VOC compliant

2004/42/IB/(e)(840) 530: The EU limit value for this product (product category: (e)) in ready to use form is maximum 840 g/l of VOC. The VOC content of this product in ready to use form is maximum 530 g/l.

Standex Matt Clear System

Product preparation - application MATTRIX



It is strongly recommended to use appropriate personal protection equipment during application to avoid respiratory, skin and eye irritation.



MATTRIX STANDARD*	ML1	ML2	ML3	ML4	ML5	ML6
Gloss Level at 60°	5-10 GU	11-15 GU	16-25 GU	26-35 GU	36-50 GU	51-65 GU
K9150	80	65	45	40	20	0
K9140	20	35	55	60	80	100

*When applying on Standoblu Basecoat

MATTRIX STANDARD**	ML1	ML2	ML3	ML4	ML5	ML6
Gloss Level at 60°	5-10 GU	11-15 GU	16-25 GU	26-35 GU	36-50 GU	51-65 GU
K9150	100	70	50	45	30	10
K9140	0	30	50	55	70	90

**When applying on sanded old or original paintwork/clearcoat.

MATTRIX	ML1 LOW SIDE GLOSS*	
Gloss Level at 60°	5 GU	10 GU
5630	40	25
K9140	60	75

*When applying on Standoblu Basecoat

MATTRIX	ML1 LOW SIDE GLOSS**	
Gloss Level at 60°	5 GU	10 GU
5630	50	25
K9140	50	75

**When applying on sanded old or original paintwork/clearcoat.

Please refer to the Matt Level (ML) information given in the individual colour formula and check for available mixing ratios on Standwin IQ ancillary product mix.

Not applicable



VOC compliant

2004/42/IIIB(e)(840) 530: The EU limit value for this product (product category: (e)) in ready to use form is maximum 840 g/l of VOC. The VOC content of this product in ready to use form is maximum 530 g/l.

Stadox Matt Clear System

Basecoat blending process.

IMPORTANT APPLICATION ADVICE

Standoblue Basecoat:

When applying Stadox Matt Clear System onto Standoblue Basecoat, all repair panels must be fully coated with either coloured Standoblue Basecoat or Standoblue Color Blend and flashed-off. In order to avoid any gloss differences across the repair job, you must not leave any area uncoated. This process applies to all Standoblue Basecoat colours (solids and effects).

Please refer to the dedicated Matrix table for the appropriate mixing ratio of the matt clear system and required gloss level.

Stadox Matt Clear System

Application process on old or original paintwork.

IMPORTANT APPLICATION ADVICE

Old or original paintwork/clearcoat, well sanded and cleaned:

When applying Stadox Matt Clear System onto this particular substrate, the substrate should be fully cured, well sanded and thoroughly cleaned.

If newly applied basecoat has been overcoated with a normal gloss clear, this must be thoroughly dried, sanded and cleaned prior to overcoating with the Matt Clear System.

Please refer to the dedicated Matrix table for the appropriate mixing ratio of the Matt Clear System and required gloss level when used on sanded old or original paintwork/clearcoat.

Stadox Matt Clear System

Products

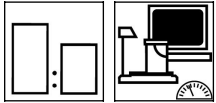
Standocryl 2K System Clear Satin Gloss K9140
Standocryl 2K System Clear Super Matt K9150

Stadox Hardener VOC 20-25
Stadox Hardener VOC 30-40

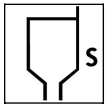
Stadox Thinner VOC 30-40

Stadox Special Matt 5630

Product mix



Mixing ratios with special agents are available in the productmix table on Standowin IQ and in the specific TDS.



DIN 4: 15 - 19 s at 20°C



45 - 60 µm

Stadox Matt Clear System

Remarks

- Material has to be at room temperature (18-25°C) before use.
 - Hand stir material thoroughly. Sedimentation in the can will lead to a gloss shift, so that the expected and required gloss level is not achieved.
 - Following an initial hand stirring, the product can be fitted with a mixing lid and placed on the mixing machine.
 - Surplus ready for use material should not be returned to original can.
 - Always mix fresh products prior to application, and strictly adhere to the specified product adjustments. Product mix should be done by weight, to ensure highest accuracy.
 - Please consider that the gloss level can vary and is also dependent on the colour being used. Because of this we recommend to define the best matching gloss level by producing sprayout cards relevant to the vehicle being repaired.
 - Compare the spray out cards to the vehicle being repaired to confirm colour and gloss level accuracy. This should be done in daylight conditions where possible.
 - When applying on plastic/flexible substrates, there is no need for additional elastification.
 - Each coat has to be applied evenly to ensure a uniform closed film. Dry applications can lead to patchiness of the surface.
 - It is required to work as clean as possible during all steps of the repair. Dust inclusions can not be removed from the dry film by sanding and polishing.
 - Allow sufficient time for pre-heating up to panel temperature during the forced drying process.
 - Forced drying is the preferred drying method and gives the most stable and consistent reproducibility. Air dry overnight is possible but might lead to gloss deviations.
 - Clearcoat fading/blending is not possible.
 - Freshly painted substrates should be handled with care.
 - The use of hardener/thinner combinations other than those will impact the gloss level and final result considerably.
 - Close can of hardener tightly immediately after use, as this product will react with humid air and water and lose its hardening effect.
 - Please refer to the Matt Level (ML) information given in the individual colour formula and check for available mixing ratios on Standowin IQ ancillary product mix.
-

Consult Safety Data Sheet prior to use. Observe the precautionary notices displayed on the container.

All other products referred to in the refinish build up are from our Stadox product range. System properties will not be valid when the related material is used in combination with any other materials or additives which are not part of our Stadox product range, unless explicitly indicated otherwise.

For professional use only! The information provided in this documentation has been carefully selected and arranged by us. It is based upon our best knowledge on the subject at the date of issuance. The Information is given for information purposes only. We are not liable for its correctness, accuracy and completeness. It is up to the user to check the information with regard to up-to-dateness and suitability for his intended purpose. The intellectual property in this Information, including patents, trademarks and copyrights, is protected. All rights reserved. The relevant Material Safety Data Sheet and Warnings displayed on the product label need to be observed. We may modify and/ or discontinue operation of all or portions of this Information at any time in our sole discretion, without notice and assume no responsibility to update the Information. All rules set forth in this clause shall apply accordingly for any future changes and amendments.

