


Always use correct Personal Protective Equipment

CONTAINERSHIELD EXTERIOR

Description




ContainerShield Exterior is a single pack waterborne coating designed for refurbishment of shipping container exteriors and other steel items. This very fast drying, hi-build product displays easy application using industry standard equipment such as Air Assisted Airless or Airless spray, whilst the 1-coat application allows increased productivity. ContainerShield Exterior is easy to touch-up, with good sand-ability.

Key benefits



- Excellent UV Resistance
- No solvents and no explosion/fire risk
- Low to no odour
- Low VOC
- Extremely fast drying
- One coat cover over existing coatings.
- Good anti corrosive properties to resist rust bleed
- Applied with standard industry spray equipment
- Extremely Durable

Products



PRODUCT "READY FOR USE" RFU

Properties

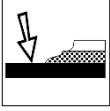


Product Type:	Waterborne Acrylic (GP)
Colour:	Full Resene Total Colour offer, including RAL and BS.
Pot Life:	N/A – approx. 2 years shelf life
Induction Time:	N/A
Application equipment:	Brush , roller, Graco airless, air assisted or conventional spray
Recommended DFT:	50 µm
Recommended WFT:	120um
Theoretical Coverage:	8-12 m ² / L (guide due to the varying methods of application equipment.)
Volume Solids:	41%
Recoat-ability:	30 minutes, subject to ideal application conditions (minimum 10°c 75% humidity).
VOC:	Very low 3gms/Litre
Durability:	Extremely good
UV resistance:	Excellent
Gloss Level:	Semi-gloss
Levelling:	Excellent
Vertical Holdup:	Excellent

No warranty either expressed or implied is made by Resene in this document, which is a technical data information sheet. The description of the product and its properties is for the sole purpose of identifying the product and does not constitute a warranty that the product or its properties shall conform to that description, nor is the description of the product and its properties a warranty by Resene that the goods are suitable for a particular purpose. Do not apply paint if relative humidity is above 85% or temperature is within 3 deg C of Dew Point being the MPT or Minimum Paint Temperature.

Always use correct Personal Protective Equipment

Substrates



ContainerShield Exterior can be applied over correctly prepared:

- Steel
- Sanded cured substrates.
- Sanded cured 2K substrates
- Primed ferrous and non ferrous substrates

Surface Preparation



Bare metal/ spot repairs: Bare metal should be primed with Armourcote WB910 Primer, ensuring all rust and contaminants are removed first.

Coating over previously painted substrate

Clean thoroughly to remove all dirt, dust and loose material. Ensure surface is free from oil, grease and mould and any other contaminants which may affect the adhesion or compatibility of the coating to be applied. Ensure any priming coats are cured and dry prior to application of ContainerShield.

Ensure all cleaning product residue is removed and dry prior to application of ContainerShield.

If a zinc rich primer has been applied ensure that the surface is free of all zinc salts prior to application of ContainerShield. Apply a tie coat if necessary.

Coating performance is in general, proportional to the degree of surface preparation. Surfaces to be painted must be clean, dry and free from all traces of contamination and corrosion.

Spray Equipment:



Airless Spray Gun Graco 495 or similar
Tip Size: 13 thou
Pump pressure: 3000 psi
Spray Pressure: 110 to 135 psi



Air Assisted Airless Graco or similar
Tip Size: 2.2 set up
Spray Pressure: 45 to 55psi



Conventional Spray
Tip Size: 1.5 to 2.2 setup
Spray Pressure: 50-55 psi

Note:

- 1) *When spraying, use the correct gun set up as recommended by your equipment supplier.*
- 2) *Application techniques should be adjusted as necessary to achieve the recommended dry film thickness. It is good practice to check this process on a small sample prior taking on a large project.*
- 3) *If you do not have a controlled environment with good air flow to spray in, it is good practice NOT to continue if relative humidity is above 75% and in particular if temperatures are below 10°C or below 3°C of Dew Point.*

No warranty either expressed or implied is made by Resene in this document, which is a technical data information sheet. The description of the product and its properties is for the sole purpose of identifying the product and does not constitute a warranty that the product or its properties shall conform to that description, nor is the description of the product and its properties a warranty by Resene that the goods are suitable for a particular purpose. Do not apply paint if relative humidity is above 85% or temperature is within 3 deg C of Dew Point being the MPT or Minimum Paint Temperature.

Always use correct Personal Protective Equipment

4) All spray setups are recommended starting points and may need adjustments to suit the equipment and conditions.

Directions For Use



Mixing:

Stir thoroughly, mixing from the bottom of the pail towards the top.

Thinning:

Thinning is not normally required, and should only be done after consultation with the supplier.

Application Method:

Air Assisted Airless or Airless

Apply in full strokes in the direction on the steel ribs, starting in the exterior corners and working along the sides or ends of the container

Ensure good overlap on all corners

Dry Time:

Touch dry – 15 minutes / Handling – 60 minutes @ 20°C

No. of Coats:

Normally one, although some colours over pre-painted substrates may require more coats to achieve the full colour.

Clean up:

Clean up in water. Use industry standard waste water recycling stations or equipment to separate waste solids from the water, and dispose of the water and solids as directed in the equipment directions

Drying and curing of waterborne coatings:

- 1) Ensure air temperature is at least 10degs C and rising at time of application
- 2) Ensure humidity is less than 75% rH and falling
- 3) Ensure no precipitation is forecast if outside for 4 hours after completion of application
- 4) Ideal environmental conditions are 15-25degs C with a breeze of approximately 15km/h, and rH of less than 75%.
- 5) Direct hot sunlight can cause skinning of the painted surface, so protect if possible in these conditions.

Health & Safety



ALWAYS READ THE SAFETY DATY SHEET (SDS) PRIOR TO USE.

Observe the precautionary notices displayed on the container.

Transport & Storage



Sizes: 4L, 10L

Dangerous Goods: UN: N/A

Hazchem: N/A

Packing Group: N/A

Shipment name: N/A

Flash point: N/A

No warranty either expressed or implied is made by Resene in this document, which is a technical data information sheet. The description of the product and its properties is for the sole purpose of identifying the product and does not constitute a warranty that the product or its properties shall conform to that description, nor is the description of the product and its properties a warranty by Resene that the goods are suitable for a particular purpose. Do not apply paint if relative humidity is above 85% or temperature is within 3 deg C of Dew Point being the MPT or Minimum Paint Temperature.