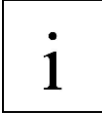


Always use correct Personal Protective Equipment

DUREPOX HIGH PERFORMANCE CLEAR

Description




A 2-pack epoxy urethane CLEAR coating formulated for the Marine and Industrial markets. It can be used as a clear coating for substrates which are coated with pigmented Durepox Primer/topcoat or directly over bare carbon fibre and fibreglass, veneer coated ply and most wood substrates and concrete.

CAUTION: Gloss finishes on concrete floors are not recommended in wet areas for safety reasons. It is highly recommended that a small test area is performed first to ensure the outcome required.



This product is approved for use by the UK Ministry of Defence Royal Navy in accordance with (IAW) Book of Reference (BR) 1326 for Submarine application.

Products



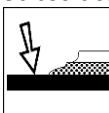
Product Type:	Epoxy Urethane Clear
Colour:	Slightly Yellow Tone with a full 4L can.
Pot Life:	45 min with Durepox Hardener & Reducer at 20°C
Induction Time:	5-10 Minutes
Density:	0.95-1.00 kg/L.
Recommended DFT:	25-35 microns DFT PER COAT
Theoretical Coverage:	10m ² /L @ 40 Microns DFT

Properties



VOC:	515 g/L
Volume Solids:	41% (non catalysed)
Recoat-ability:	Can be recoated with itself within a 2hr period at 20°C. Outside 2hr detail sand and recoat.
Dry Time @ 20°C:	Touch Dry: 1 Hour Handle: 12 Hours Self recoat @ 20°C: between 0 and 2 hours. After 2 hours must be detail sanded to ensure intercoat adhesion. Like most 2 pack products the higher the temperature the shorter the pot life.

Substrates



Durepox High Performance Clear can be applied over pigmented Durepox Primer or directly over correctly prepared:

- G.R.P. (Fibreglass)
- Carbon Fibre.
- Pigmented Durepox.
- Veneer coated ply wood & most wood finishes.
- Concrete.

No warranty either expressed or implied is made by RALI in this document, which is a technical data information sheet. The description of the product and its properties is for the sole purpose of identifying the product and does not constitute a warranty that the product or its properties shall conform to that description, nor is the description of the product and its properties a warranty by RALI that the goods are suitable for a particular purpose. Do not apply paint if relative humidity is above 85% or temperature is within 3 deg C of Dew Point being the MPT or Minimum Paint Temperature.

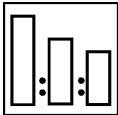
Always use correct Personal Protective Equipment

Note:

Satin Finishes:

It is possible to reduce the gloss of Durepox High Performance Clear to a satin finish of 35% gloss with the addition of 2% by weight of AF41 matting powder (Available to be shaken in from RALI Auckland, Christchurch and Wellington sites). Highly recommend a test sample to be done first, judge gloss level after 48 hr for an accurate indication of gloss level.

Directions For Use



Mixing Ratio:

4 parts Durepox High Performance Clear
(Volume) 1 part Durepox Hardener

Thinning:

Up to 20 – 40% 400, 909 Fast or 400 Slow Reducer

Note

*Lower temperatures will slow drying; adding of up to 5% by volume of RALI 62C Accelerator will approximately halve curing and pot life times. **Recoat times will also be affected, so the recommendation is that any subsequent coats are applied within a 24 hour period.** Reduce addition to 1-2% when drying with IR lamps. Misuse of 62C Accelerator can cause loss of adhesion and poor flow-out.*

High temperatures can accelerate drying time and reduce pot life; the use of 400 Slow Reducer can help in these circumstances. Always be mindful of recoat times in warm conditions as in over 25 deg C

Spray Equipment:



Compliant / Conventional suction and gravity feed guns.

Tip Size: 1.5 - 2 mm

Spray pressure: 275-380 kpi (40-55 PSI)

Number of coats: 2 coats (5-10 minutes flash between coats)

Air less / Air assisted airless & electrostatic follow equipment manufacturer's recommendations.

Although Durepox High Performance Clear can be applied without thinning, best results are obtained by thinning up to 20% by volume with 400, 909 Fast or 400 Slow Reducer. This allows for different gun set-ups and techniques, and assists flow and levelling.

Remarks: Do not use activated material beyond pot life time or by reducing it further to get the viscosity down again. This procedure results in poor flow and adhesion failures.

Large surface areas in conjunction with temperatures +20°C it is highly recommended to use 400 Slow Reducer. Plan the job required and seek advice if unsure.

Health & Safety



For detailed information refer to Safety Data Sheet (SDS). Mixed product contains isocyanates. Inhalation of vapours or dust from sanding may cause respiratory sensitisation. Splashes to eyes will cause irritation. Contact with skin may cause irritation. Applicators should use protective clothing and respiratory equipment. Product is flammable, use and store away from heat and ignition sources.

No warranty either expressed or implied is made by RALI in this document, which is a technical data information sheet. The description of the product and its properties is for the sole purpose of identifying the product and does not constitute a warranty that the product or its properties shall conform to that description, nor is the description of the product and its properties a warranty by RALI that the goods are suitable for a particular purpose. Do not apply paint if relative humidity is above 85% or temperature is within 3 deg C of Dew Point being the MPT or Minimum Paint Temperature.

Always use correct Personal Protective Equipment

**Transport &
Storage**



Sizes:	4L
Dangerous Goods:	3A
UN:	1263
Hazchem:	3[Y]
Packing Group:	III
Shipment name:	PAINT Flammable Liquid Low Flash Point
Flash point:	27°C

No warranty either expressed or implied is made by RALI in this document, which is a technical data information sheet. The description of the product and its properties is for the sole purpose of identifying the product and does not constitute a warranty that the product or its properties shall conform to that description, nor is the description of the product and its properties a warranty by RALI that the goods are suitable for a particular purpose. Do not apply paint if relative humidity is above 85% or temperature is within 3 deg C of Dew Point being the MPT or Minimum Paint Temperature.