


# 800R

## PLASTIC ADHESION PROMOTOR



### PRODUCT DESCRIPTION

Plastic Adhesion Promoter 800R is a transparent adhesion promoter for use on uncoated plastics. It provides excellent adhesion on exterior plastic car parts. Plastic Adhesion promoter 800R is ready to use or it can be tinted with Centari MasterTints or Imron Fleet Line PowerTints.

**Excellent adhesion on plastic**

### FEATURES

- 01** Provides excellent adhesion to exterior plastic car parts.
- 02** Suitable for tinting with Centari MasterTints and Imron Fleet Line PowerTints.
- 03** Can be directly applied on degreased, uncoated plastic.
- 04** Comes ready to use.
- 05** Also available as an aerosol - 800RA.

# TECHNICAL DATA SHEET



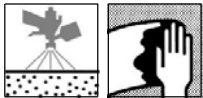
## 800R

## PLASTIC ADHESION PROMOTOR

### Product preparation - application

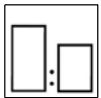


It is strongly recommended to use appropriate personal protection equipment during application to avoid respiratory, skin and eye irritation.



New exterior common plastic car parts, tempering 60 min. 60-65°C / first cleaning use a pad ultrafine soaked in 3950S Anti-static Degreaser / final cleaning use a cloth moistened with 3950S Anti-static Degreaser. Please ensure that the plastic is wiped dry, so that the plastic cleaner is not left to dry on the surface.

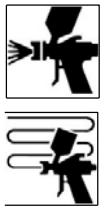
Repairs to exterior common plastic car parts such as ABS, AS, ASA, EPDM, PA, PBT, PC, PE, PPE, PMMA, PPO, PP, PUR, PVC, and other hybrid plastics, sanded and cleaned.



Ready to use



Not applicable



	Spray nozzle	Spray pressure	
Compliant	1.2 - 1.3 mm	1.5 - 2 bar	inlet pressure
HVLP	1.3 - 1.4 mm	0.7 bar	atomisation pressure

see manufacturer's instructions



1 - 2 coats

with intermediate flash-off: 5 min

1 coat

final flash-off: 10 min - 15 min

2K Elastified Surfacer

VOC compliant

This product mix is out of scope for VOC directive

# TECHNICAL DATA SHEET



## 800R

## PLASTIC ADHESION PROMOTOR

### Products

800R Plastic Adhesion Promotor



5 - 10 µm



Clean after use with a suitable solvent based gun cleaner.

### Remarks

- Material has to be at room temperature (18-25°C) before use.
- Shake before use.
- Note that on plastic parts the use of 805R in 2K surfacers, 2K topcoats and 2K clears is strongly recommended.
- Can be tinted with AM Centari MasterTints, Imron Fleet Line PowerTints up to max 5%.
- Due to the increasing variety of plastic substrates present on the market, even the quality of the same plastic type (e.g. PP+EPDM) can differ a lot from brand to brand and type of car e.g. using different polymer blends and ratios thereof. Also release agents used during the production have a huge impact on the adhesion of the applied paint film. For this reason, a pre-test should be performed to ensure that the pre-treatment is sufficient for proper adhesion. The given build up recommendations should only be used as a reference guideline.
- Polyamide parts (PA) which have been tempered and oven-dried after painting should not be assembled immediately (risk of fracture).
- Refinish plastic car parts should not be washed with a high-pressure jet cleaner within the first six weeks. After this period, the nozzle must be held at a distance of no less than 30 cm from the object.

#### Plastic Acronyms

ABS- Acrylonitrile butadiene styrene; AS- Acrylonitrile styrene; ASA- Acrylonitrile styrene acrylate; EPDM- Ethylene propylene dienes; PA- Polyamide; PBT- Polybutylene terephthalate; PC- Polycarbonate; PE- Polyethylene; PMMA-Polymethylmethacrylate (Perspex); PPE- Polyphenylene ether; PP- Polypropylene; PPO- Polyphenylene oxide; PUR- Polyurethane; PVC-Polyvinyl chloride.

Consult Safety Data Sheet prior to use. Observe the precautionary notices displayed on the container.

All other products referred to in the refinish build up are from our Cromax product range. System properties will not be valid when the related material is used in combination with any other materials or additives which are not part of our Cromax product range, unless explicitly indicated otherwise.

For professional use only! The information provided in this documentation has been carefully selected and arranged by us. It is based upon our best knowledge on the subject at the date of issuance. The Information is given for information purposes only. We are not liable for its correctness, accuracy and completeness. It is up to the user to check the information with regard to up-to-date and suitability for his intended purpose. The intellectual property in this Information, including patents, trademarks and copyrights, is protected. All rights reserved. The relevant Material Safety Data Sheet and Warnings displayed on the product label need to be observed. We may modify and/ or discontinue operation of all or portions of this Information at any time in our sole discretion, without notice and assume no responsibility to update the Information. All rules set forth in this clause shall apply accordingly for any future changes and amendments.