

# AU175 FLATTENING BINDER



## PRODUCT DESCRIPTION

Flattening Binder AU175 is suitable for most Cromax 2K Topcoats and Clearcoats. It allows for easy preparation of flat 2K Topcoat colours and 2K Clears in different ratios, depending on the required gloss level.

**Adds a matt effect to Topcoats or Clearcoats**

## FEATURES

- 01** Allows easy preparation of flat 2K Topcoat colours and 2K Clearcoats.
- 02** Can be used on semi-flexible plastic parts.
- 03** Can be used with Centari 500, Centari 500 HB\*, Centari 501, Centari 5035, Imron 700, 679S, 3050S, 3760S and CC6400.

# TECHNICAL DATA SHEET

## AU175

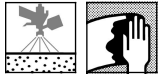


## FLATTENING BINDER

### Product preparation - application 2K Topcoats / 2K Clearcoats ( VOC )



It is strongly recommended to use appropriate personal protection equipment during application to avoid respiratory, skin and eye irritation.



Surfaces have to be prepared according to the recommendations in the TDS of the selected quality.



Topcoat	Activator	Standard	
Centari 5035	XK205	4	1

#### MIXING RULES FOR 2K TOPCOATS

Flat colours:

Replace binder by AU175 in ratio of 100 %.

- For pastel colours a weight ratio of 0/150 (binder/AU175) is required.

- For colours that only contain 200 g tint/l or less (see Cromax colour tools), the weight ratio 20/80 (binder/AU175) is required.

Semi-gloss colours:

Mix binder with AU175 in weight ratio of 50/50.

- All other weight ratios with less than 100 % AU175 are allowed to obtain semi-gloss colours.

Clearcoat	Activator	Thinner	Standard		
3760S	XK206	XB387	4	1	0.5
CC6400	XK206	AZ9100/ AZ9101	4	1	0.25

#### MIXING RULES FOR 2K CLEARS ( VOC )

Flat colours

- Mix clear with AU175 in weight ratio of 20/80 (clear/AU175).

Semi-gloss colours

Mix clear with AU175 in weight ratio of 70/30 (clear/AU175).

- All other weight ratios with less than 70 % AU175 are allowed to obtain semi-gloss clears.



Refer to the original TDS of the selected quality.

VOC compliant

2004/42/IIB(e)(840) 600: The EU limit value for this product (product category: IIB(e)) in ready to use form is maximum 840 g/l of VOC. The VOC content of this product in ready to use form is maximum 600 g/l.

# TECHNICAL DATA SHEET

## AU175

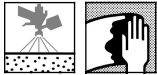


## FLATTENING BINDER

Product preparation - application 2K Topcoats / 2K Clearcoats ( NON-VOC )



It is strongly recommended to use appropriate personal protection equipment during application to avoid respiratory, skin and eye irritation.



Surfaces have to be prepared according to the recommendations in the TDS of the selected quality.



Topcoat	Activator	Thinner	Standard		
C500	125S	AK321	2	1	0.5
C500 HB	AK260	AK360	3	1	0.6
C501	AK260	AB380	4	1	1
I700	AU270	AU370	4	1	0.5 - 1

### MIXING RULES FOR 2K TOPCOATS

Flat colours:

Replace binder by AU175 in ratio of 100 %.

- For pastel colours a weight ratio of 0/150 (binder/AU175) is required.

- For colours that only contain 200 g tint/l or less (see Cromax colour tools), the weight ratio 20/80 (binder/AU175) is required.

Semi-gloss colours:

Mix binder with AU175 in weight ratio of 50/50.

- All other weight ratios with less than 100 % AU175 are allowed to obtain semi-gloss colours.

Clearcoat	Activator	Thinner	Standard		
679S	AK260	AB385/AK360/ XB387/XB390	3	1	0.6
3050S	AK260	-	4	1	-
3050S	XK205	-	5	1	-

### MIXING RULES FOR 2K CLEARS ( NON-VOC )

Flat colours

- 3760S, CC6400: mix clear with AU175 in weight ratio of 20/80 (clear/AU175).

- 679S and 3050S: mix clear with AU175 in weight ratio of 30/70 (clear/AU175).

Semi-gloss colours

- Mix clear with AU175 in weight ratio of 50/50 (clear/AU175).

- All other weight ratios with AU175 are allowed to obtain semi-gloss clears.



Refer to the original TDS of the selected quality.

VOC compliant

This product mix is not VOC compliant.

# TECHNICAL DATA SHEET

## AU175

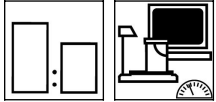


## FLATTENING BINDER

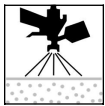
### Products

AU175 Flattening Binder

### Product mix



Mixing ratios with special agents are available in the productmix table on ChromaWeb and in the specific TDS.



AU175 Flattening Binder can be recoated within 24 hours, with scuff sanding



Clean after use with a suitable solventbased guncleaner.

### Remarks

- Material has to be at room temperature (18-25°C) before use.
- Degree of flatness is depending on application. A wet coat gives higher gloss than a light coat.
- A lot of flat OEM colours can be retrieved from the Cromax colour tools. Any other flat colour can be obtained by replacing binder or clear with AU175 in the way described above.
- No need to add 805R to achieve flexibility, AU175 is giving enough flexibility for semi-flexible plastic parts. Full flexible flat finishes can not be obtained with this technology.
- It is not possible to give mixing ratios in connection to exact flattening values, because the end result will vary, depending upon the influence of colour, activator, application and drying method. Darker colours (e.g. black) always need less AU175 to end up at a specific flattening value than light colours (e.g. white).
- Total replacement of binder by AU175 in a black colour (200 g or less tint/l) can result in poor application properties.

Consult Safety Data Sheet prior to use. Observe the precautionary notices displayed on the container.

All other products referred to in the refinish build up are from our Cromax product range. System properties will not be valid when the related material is used in combination with any other materials or additives which are not part of our Cromax product range, unless explicitly indicated otherwise.

For professional use only! The information provided in this documentation has been carefully selected and arranged by us. It is based upon our best knowledge on the subject at the date of issuance. The Information is given for information purposes only. We are not liable for its correctness, accuracy and completeness. It is up to the user to check the information with regard to up-to-dateness and suitability for his intended purpose. The intellectual property in this Information, including patents, trademarks and copyrights, is protected. All rights reserved. The relevant Material Safety Data Sheet and Warnings displayed on the product label need to be observed. We may modify and/ or discontinue operation of all or portions of this Information at any time in our sole discretion, without notice and assume no responsibility to update the Information. All rules set forth in this clause shall apply accordingly for any future changes and amendments.