

# NS2602 - NS2607

## NON-SANDING PRIMER-SURFACER



### PRODUCT DESCRIPTION

Non-Sanding Primer-Surfacer Off White NS2602 / Black NS2607 is an extremely versatile non-sanding primer-surfacer that eliminates the need for a two-stage build-up, which helps to boost productivity. It can be applied directly over small metal areas and unsanded e-coats, and with the addition of additive AZ9600, to exterior plastic parts. It is suitable for all topcoats from Cromax.

**Versatile productive non-sanding primer-surfacer**



Developed by Cromax®, ValueShade® delivers the optimal undercoat for every topcoat colour.

### FEATURES

- 01 Has wide tolerance for spray gun settings.
- 02 Provides fast recoat time.
- 03 Helps to boost productivity.
- 04 Can be applied directly to metal.
- 05 Offers wide application window.
- 06 Can be used on common plastics without adhesion promoter.
- 07 Suitable for use on exterior plastic parts with the addition of AZ9600 plastic additive.
- 08 Part of the ValueShade concept.

# TECHNICAL DATA SHEET



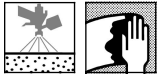
**NS2602 - NS2607**

## NON-SANDING PRIMER-SURFACER

### Product preparation - application STANDARD NON-SANDING



It is strongly recommended to use appropriate personal protection equipment during application to avoid respiratory, skin and eye irritation.



Bare steel sanded and cleaned - small repair areas only  
 Galvanised steel or aluminium, sanded and cleaned - small repair areas only  
 Old or original paintwork well sanded and cleaned  
 OEM Primer (e-coat), finely sanded or unsanded and thoroughly cleaned. Remark: due to the wide variety of electrocoats present on the market, its quality can differ a lot. For this reason preferably scuff sand the e-coat  
 Surfaces pretreated with 2K polyester products and then finely sanded and cleaned  
 Glass fibre reinforced polyester substrates, free of release agents, sanded and cleaned.



M-6153 / M-6154

	VS2	VS3	VS4	VS5	VS6	VS7
<b>NS2602</b>	100	95	85	55	20	-
<b>NS2607</b>	-	5	15	45	80	100

	Spot & panel repair		Standard		Large surface	
	Volume	Weight	Volume	Weight	Volume	Weight
<b>NS2602 / NS2607</b>	4	100	4	100	4	100
<b>XK205</b>	-	-	1	16	-	-
<b>XK206</b>	-	-	-	-	1	16
<b>XK203</b>	1	16	-	-	-	-
<b>XB383</b>	1.5	19	-	-	-	-
<b>XB383 / XB387</b>	-	-	1.5	19	1.5	19



Pot life at 20°C: 1 hr



	Spray nozzle	Spray pressure	
<b>Compliant</b>	1.3 - 1.4 mm	1.5 - 2 bar	inlet pressure
<b>HVLP</b>	1.3 - 1.4 mm	0.7 bar	atomisation pressure

see manufacturer's instructions



1 - 2 coats

final flash-off: 15 min - 8 hr



Basecoat + Clearcoat  
 Centari 2K Topcoats

VOC compliant

2004/42/IIB(c)(540) 540: The EU limit value for this product (product category: IIB(c)) in ready to use form is maximum 540 g/l of VOC. The VOC content of this product in ready to use form is maximum 540 g/l.

# TECHNICAL DATA SHEET

## NS2602 - NS2607

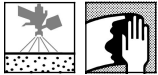


## NON-SANDING PRIMER-SURFACER

### Product preparation - application STANDARD SANDING



It is strongly recommended to use appropriate personal protection equipment during application to avoid respiratory, skin and eye irritation.



Bare steel sanded and cleaned - small repair areas only  
Galvanised steel or aluminium, sanded and cleaned - small repair areas only  
Old or original paintwork well sanded and cleaned  
OEM Primer (e-coat), finely sanded or unsanded and thoroughly cleaned. Remark: due to the wide variety of electrocoats present on the market, its quality can differ a lot. For this reason preferably scuff sand the e-coat  
Surfaces pretreated with 2K polyester products and then finely sanded and cleaned  
Glass fibre reinforced polyester substrates, free of release agents, sanded and cleaned.



M-6153 / M-6154

	Spot & Panel repair		Standard		Large surface	
	Volume	Weight	Volume	Weight	Volume	Weight
<b>NS2602 / NS2607</b>	4	100	4	100	4	100
<b>XK205</b>	-	-	1	16	-	-
<b>XK206</b>	-	-	-	-	1	17
<b>XK203</b>	1	16	-	-	-	-
<b>XB383</b>	1.5	19	-	-	-	-
<b>XB383 / XB387</b>	-	-	1.5	19	1.5	20



Pot life at 20°C: 1 hr



	Spray nozzle	Spray pressure	
<b>Compliant</b>	1.4 - 1.8 mm	1.5 - 2 bar	inlet pressure
<b>HVLP</b>	1.4 - 1.8 mm	0.7 bar	atomisation pressure

see manufacturer's instructions



2 - 3 coats

intermediate and final flash-off: 5 min - 10 min



	XK203/XK205	XK206
<b>20 °C</b>	12 hr - 16 hr	12 hr - 16 hr
<b>60 - 65 °C</b>	25 min - 30 min	25 min - 30 min



Guideline for short wave IR equipment  
Half power: 2 min  
Full power: 8 min



P400 - P600



Basecoat + Clearcoat  
Centari 2K Topcoats

VOC compliant

2004/42/IIB(c)(540) 540: The EU limit value for this product (product category: IIB(c)) in ready to use form is maximum 540 g/l of VOC. The VOC content of this product in ready to use form is maximum 540 g/l.

# TECHNICAL DATA SHEET

## NS2602 - NS2607

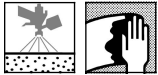


## NON-SANDING PRIMER-SURFACER

### Product preparation - application STANDARD PLASTIC



It is strongly recommended to use appropriate personal protection equipment during application to avoid respiratory, skin and eye irritation.



Repairs to exterior common plastic car parts, sanded and cleaned.  
New exterior common plastic car parts, tempering 60 min. 60-65°C / first cleaning use a pad ultrafine soaked in 3950S Anti-static Degreaser / final cleaning use a cloth moistened with 3950S Anti-static Degreaser.  
Wipe surface to loosen and lift contaminants. Immediately, thoroughly wipe off with a clean cloth.  
Change cloths often, never use dirty cloths.  
Remove thoroughly all traces of release agents.



M-6153 / M-6154

	VS2	VS3	VS4	VS5	VS6	VS7
NS2602	100	95	85	55	20	-
NS2607	-	5	15	45	80	100

	Spot & panel repair		Standard		Large surface	
	Volume	Weight	Volume	Weight	Volume	Weight
NS2602 / NS2607	5	100	5	100	5	100
XK205	-	-	1	13	-	-
XK206	-	-	-	-	1	13
XK203 *	1	13	-	-	-	-
AZ9600	2.5	26	2.5	27	2.5	27
XB383	0 - 10 %	0 - 6	0 - 10 %	0 - 6	-	-
XB387	-	-	-	-	0 - 10 %	0 - 6

\* If needed add 0-10% XB383 Standard Thinner or XB387 HI-Temp Thinner



Pot life at 20°C: 1 hr



	Spray nozzle	Spray pressure	
Compliant	1.3 - 1.4 mm	1.5 - 2 bar	inlet pressure
HVLP	1.3 - 1.4 mm	0.7 bar	atomisation pressure

see manufacturer's instructions



1 - 2 coats

final flash-off: 15 min - 8 hr



Basecoat + Elastified Clearcoat  
Elastified 2K Topcoat

VOC compliant

This product mix is out of scope for VOC directive

# TECHNICAL DATA SHEET



## NS2602 - NS2607

## NON-SANDING PRIMER-SURFACER

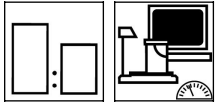
### Products

NS2602 Non-Sanding Primer-Surfacer - VS2  
NS2607 Non-Sanding Primer-Surfacer - VS7

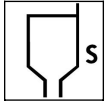
256S Activator Fast  
XK203 Low Emission Activator Fast  
XK205 Low Emission Activator  
XK206 Low Emission Activator Slow

AZ9600 Plastic Additive  
XB383 Standard Thinner  
XB387 HI-Temp Thinner


### Product mix



Mixing ratios with special agents are available in the productmix table on ChromaWeb and in the specific TDS.



ISO 4: 37 - 68 s at 20°C  
DIN 4: 16 - 24 s at 20°C



30 - 50 µm non-sanding  
60 - 120 µm sanding

### Theoretical coverage

390 - 420 m<sup>2</sup>/l at 1 micron dry film thickness  
Due to different activator characteristics and different mixing ratios of the ready-to-use mixture in some TDS versions, the theoretical coverage calculation may vary.  
Note: The practical material consumption depends on several factors, e.g. geometry of the object, surface formation, application method, spray gun setting, inlet pressure, etc.



Clean after use with a suitable solventbased guncleaner.

# TECHNICAL DATA SHEET

## NS2602 - NS2607



## NON-SANDING PRIMER-SURFACER

### Remarks

- Material has to be at room temperature (18-25°C) before use.
- Allow additional time for preheating up to panel temperature.
- For **small** repairs areas only, NS2602-NS2607 NS Primer Surfacers can be applied direct to metal.
- For **large** bare metal steel, galvanized steel and soft aluminium areas, wash primer, epoxy primer or PS1800 Metal Pretreatment Wipes must be applied prior to application of NS2602-7.
- When using Wash Primer no IR drying is allowed.
- Non-sanding plastic primer-surfacer setting can also be used on adjacent non plastic panels.
- For air drying we recommend a minimum temperature of +15°C.
- Sanding version is limited to DFT max 100µm when used over Wash Primer.
- Surplus ready for use material should not be returned to original can.
- Mix thoroughly by hand before placing the can on mixing machine.
- Coated plastic car parts should not be washed with a high-pressure jet cleaner within the first six weeks. After this period, the nozzle must be held at a distance of no less than 30 cm from the object.
- Also suitable for use under polyester spray putty or polyester putty. Advised mixing ratio is 3:1:0.8 by volume or 100:21:14 by weight with 256S. The flash-off time before recoating with polyester products is minimum 30-40 minutes at 20°C.
- The use of high performance activators will positively influence the adhesion and stonechip performance of the complete paint system.
- In order to achieve elastic properties the use of Flexible Additive 805R is not required.
- For detailed information regarding suitable plastic substrates, please refer to the Cromax Plastic Painting System TDS - CXPlasticSystem.

Consult Safety Data Sheet prior to use. Observe the precautionary notices displayed on the container.

All other products referred to in the refinish build up are from our Cromax product range. System properties will not be valid when the related material is used in combination with any other materials or additives which are not part of our Cromax product range, unless explicitly indicated otherwise.

For professional use only! The information provided in this documentation has been carefully selected and arranged by us. It is based upon our best knowledge on the subject at the date of issuance. The Information is given for information purposes only. We are not liable for its correctness, accuracy and completeness. It is up to the user to check the information with regard to up-to-dateness and suitability for his intended purpose. The intellectual property in this Information, including patents, trademarks and copyrights, is protected. All rights reserved. The relevant Material Safety Data Sheet and Warnings displayed on the product label need to be observed. We may modify and/ or discontinue operation of all or portions of this Information at any time in our sole discretion, without notice and assume no responsibility to update the Information. All rules set forth in this clause shall apply accordingly for any future changes and amendments.