


PS1410

UV-A PRIMER-SURFACER



PRODUCT DESCRIPTION

The semi-transparent, highly-productive PS1410 UV-A Primer-Surfacer is designed for Fast Repair or small areas of damage. It can be cured quickly and easily with any commercial mercury bulb UV lamp with at least 400W or with a lamp that has the equivalent intensity using another technology.

UV curing primer-surfacer for quick repairs of smaller areas

FEATURES

- 01** Ready to use; no activator or thinner needed.
- 02** Highly productive; fast flash-off time and quick drying performance.
- 03** Addition to the Cromax undercoat portfolio.
- 04** Suitable for use on a variety of well-prepared substrates.
- 05** Excellent spraying and sanding properties.
- 06** Can be over-coated with all Cromax Topcoats and Basecoats.

TECHNICAL DATA SHEET



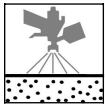
PS1410

UV-A PRIMER-SURFACER

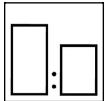
Product preparation - application UV-A lamp



It is strongly recommended to use appropriate personal protection equipment during application to avoid respiratory, skin and eye irritation.



Bare steel sanded and cleaned
Galvanized steel sanded and cleaned
Sandthroughs of maximum 3 cm to bare aluminium, sanded and cleaned
Old or original paintwork well sanded and cleaned
Surfaces pretreated with 2K polyester products and then finely sanded and cleaned
OEM Primer (e-coat), sanded and cleaned
Rigid & half rigid types of plastics primed with 800R/800RA Plastic Adhesion Promotor after preparation (cleaning/tempering/cleaning).



Ready to use



Not applicable



	Spray nozzle	Spray pressure	
Compliant	1.2 mm	1.8 - 2 bar	inlet pressure
HVLP	1.2 mm	0.7 bar	atomisation pressure

see manufacturer's instructions




2 light coats

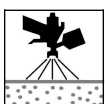
intermediate flash-off not needed
final flash-off: 2 min



Dedicated commercial UV-A-lamps fitted with a mercury bulb with at least 400W are recommended. A sufficient through hardening and adhesion is dependent on: dry film thickness, intensity of the light bulb (decreasing over working time), distance to the object (increasing the lamp distance decreases the UV intensity on the surface) and curing time. UV-A Primer-Surfacer is slightly transparent in order to achieve good drying. Do not apply to coverage. Cure time 3 minutes at a distance of 15 cm or 6 minutes at a distance of 25 cm.



P500 - P600



Basecoat + Clearcoat
Centari 2K Topcoats

VOC compliant

2004/42/IB(c)(540) 425: The EU limit value for this product (product category: IIB(c)) in ready to use form is maximum 540 g/l of VOC. The VOC content of this product in ready to use form is maximum 425 g/l.

TECHNICAL DATA SHEET



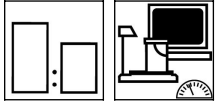
PS1410

UV-A PRIMER-SURFACER

Products

PS1410 UV-A Primer-Surfacer

Product mix



Mixing ratios with special agents are available in the productmix table on ChromaWeb and in the specific TDS.



70 - 90 μm

If higher film builds are needed, intermediate drying under UV-light is necessary before re-application of further coats. An intermediate sanding in the course of this process is not required.



Clean after use with a suitable solventbased guncleaner.

Remarks

- Material has to be at room temperature (18-25°C) before use.
- Surplus ready for use material should not be returned to original can.
- Follow strictly the operating instructions for the specific drying equipment used.
- The UV-A Primer-Surfacer has to be thoroughly stirred before use.
- Spray guns should be equipped with a light-proof gravity cup.
- With regard to flexibilizing properties, the use of Flexible Additive 805R is not allowed.

Drying by UV-A radiation

- The handling of ultraviolet radiation sources requires, however, particular care. Only with an appropriate handling of a licensed ultraviolet drying equipment potential dangers can be avoided.
- Follow strictly the operating and safety instructions of the producer of the UV-A drying equipment.
- The following UV protection for skin and eyes should be used:
 - Wearing UV protective face mask.
 - Wearing UV light absorbing / reflecting gloves and working clothes.

Consult Safety Data Sheet prior to use. Observe the precautionary notices displayed on the container.

All other products referred to in the refinish build up are from our Cromax product range. System properties will not be valid when the related material is used in combination with any other materials or additives which are not part of our Cromax product range, unless explicitly indicated otherwise.

For professional use only! The information provided in this documentation has been carefully selected and arranged by us. It is based upon our best knowledge on the subject at the date of issuance. The Information is given for information purposes only. We are not liable for its correctness, accuracy and completeness. It is up to the user to check the information with regard to up-to-dateness and suitability for his intended purpose. The intellectual property in this Information, including patents, trademarks and copyrights, is protected. All rights reserved. The relevant Material Safety Data Sheet and Warnings displayed on the product label need to be observed. We may modify and/ or discontinue operation of all or portions of this Information at any time in our sole discretion, without notice and assume no responsibility to update the Information. All rules set forth in this clause shall apply accordingly for any future changes and amendments.