

Always use correct Personal Protective Equipment

# WAX & GREASE REMOVER

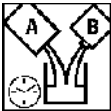
## Description



Wax & Grease Remover is a solvent mixture developed for cleaning and degreasing before the application of primers and topcoats. Not to be used over basecoats before the application of clear coat.

**General Properties:** Wax & Grease Remover will eliminate non water-soluble contamination from prepared areas such as oil, grease, sanding dust and sludge. It can be used for cleaning bare metals and as a final stage process before application of topcoats. Wax & Grease Remover will eliminate most non water-soluble contaminations from old finishes such as wax, polish, tar, silicones, grease and road grime.

## Products



**Product Type:** Cleaning Solvent

**Colour:**

**Pot Life:**

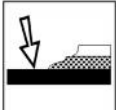
**Induction Time:**

**Density:**

**Recommended DFT:**

**Theoretical Coverage:**

## Substrates



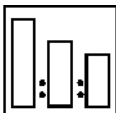
- Existing OEM & 2K paint work.
- Single pack top coats should be tested in a small area first.
- Metals
- Most Plastics

## Surface Preparation



Wipe on wipe off wearing gloves and clean lint free cloths.

## Directions For Use



**Mixing Ratio:** N/A, use neat from container.

**Application Method:** Before any sanding, wipe all surfaces to be painted with a clean soft cloth soaked with Wax & Grease Remover. Apply liberally. Work in small areas only keeping the surface wet, drying off each completed section with clean cloth. Do not allow Wax & Grease Remover to dry out on the work (turn and change cloths often), a dirty cloth will not properly clean. It is important to thoroughly clean the surface before any sanding operation, as the sanding would grind the dirt and contaminants into the surface. After all sanding has been carried out and prior to any painting of the surface; repeat the Wax & Grease Remover operations.

No warranty either expressed or implied is made by RALI in this document, which is a technical data information sheet. The description of the product and its properties is for the sole purpose of identifying the product and does not constitute a warranty that the product or its properties shall conform to that description, nor is the description of the product and its properties a warranty by RALI that the goods are suitable for a particular purpose. Do not apply paint if relative humidity is above 85% or temperature is within 3 deg C of Dew Point being the MPT or Minimum Paint Temperature.

### Always use correct Personal Protective Equipment

#### Health & Safety



For detailed information refer to Safety Data Sheet (SDS). Avoid breathing vapour. Ensure adequate ventilation. Wear protective mask if working in confined spaces. Highly flammable - keep away from sparks and naked flames .If eyes become contaminated flush with water for fifteen minutes.

#### Transport & Storage



<b>Sizes:</b>	1L, 4L, 20L, 60L, 208L
<b>Dangerous Goods:</b>	3A
<b>UN:</b>	1263
<b>Hazchem:</b>	3[Y]E
<b>Packing Group:</b>	II
<b>Shipment name:</b>	PAINT Related Material
<b>Flash point:</b>	-30°C

No warranty either expressed or implied is made by RALI in this document, which is a technical data information sheet. The description of the product and its properties is for the sole purpose of identifying the product and does not constitute a warranty that the product or its properties shall conform to that description, nor is the description of the product and its properties a warranty by RALI that the goods are suitable for a particular purpose. Do not apply paint if relative humidity is above 85% or temperature is within 3 deg C of Dew Point being the MPT or Minimum Paint Temperature.